







2017080 WP Mini 4
BS 10

Box 1

				1.	2.	3.	4.	5.
TSA071024	EDEN		1. BRISKHAM Lucas		9-0	1-8	0-9	8-1
TSA081145	WP		2. ROTHMAN Francis	0-9		0-9	0-9	0-9
TSA071147	WP		3. BARRISH Michal	8-1	9-0		4-5	9-0
TSA091017	WP		4. MCCARTHY Cooper	9-0	9-0	5-4		6-3
TSA081153	Wine		5. ZEEMAN Neethling	1-8	9-0	0-9	3-6	

Standings	Points	Wins	Losses	Sets	Games
1. Cooper MCCARTHY	8	4	0	4 - 0 (100%)	29 - 7 (80.56%)
2. Michal BARRISH	6	3	1	3 - 1 (75%)	30 - 6 (83.33%)
3. Lucas BRISKHAM	4	2	2	2 - 2 (50%)	18 - 18 (50%)
4. Neethling ZEEMAN	2	1	3	1 - 3 (25%)	13 - 23 (36.11%)
5. Francis ROTHMAN	0	0	4	0 - 4 (0%)	0 - 36 (0%)

Box 2

				1.	2.	3.	4.	5.
TSA081125	Wine		1. RUST Franco		1-8	4-5	7-2	1-8
TSA071086	WP		2. VAN ROOYEN Brett	8-1		6-3	5-4	2-7
TSA081164	WP		3. DUBLIN Alex	5-4	3-6		6-3	0-9
TSA081117	WP		4. GORTON Ronan	2-7	4-5	3-6		0-9
TSA081019	WP		5. TALIEP Raadi	8-1	7-2	9-0	9-0	

Standings	Points	Wins	Losses	Sets	Games
1. Raadi TALIEP	8	4	0	4 - 0 (100%)	33 - 3 (91.67%)
2. Brett VAN ROOYEN	6	3	1	3 - 1 (75%)	21 - 15 (58.33%)
3. Alex DUBLIN	4	2	2	2 - 2 (50%)	14 - 22 (38.89%)
4. Franco RUST	2	1	3	1 - 3 (25%)	13 - 23 (36.11%)
5. Ronan GORTON	0	0	4	0 - 4 (0%)	9 - 27 (25%)

1/2 Playoff

Cooper MCCARTHY	Raadi TALIEP
Raadi TALIEP	7-6

3/4 Playoff

Michal BARRISH	
Brett VAN ROOYEN	Michal BARRISH 6-3

5/6 Playoff

Lucas BRISKHAM	
Alex DUBLIN	Lucas BRISKHAM 7-2

7/8 Playoff

Neethling ZEEMAN	
Franco RUST	Franco RUST 6-3

9/10 Playoff

BYE	
E1 BYE	Ronan GORTON